

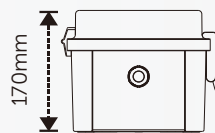
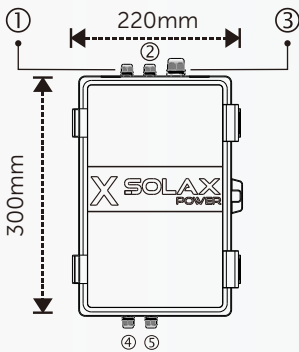
# SolaX EPS BOX



EPS Box integrates two contactors which provide power steering for users. It is compatible with X hybrid E version. Together with inverter, EPS Box can achieve intelligent switch between on-grid connection and off-grid connection. It can simplify the operation and improve security.



## Single-Phase EPS BOX X1 EPS BOX

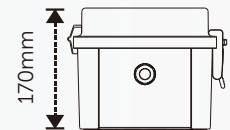
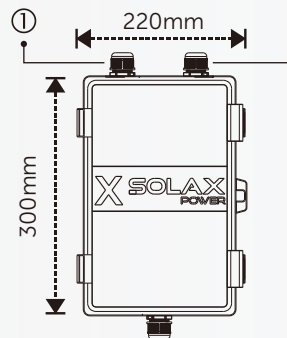


Object	Description
1	Grid L
2	Grid N
3	EPS
4	EPS Load L
5	EPS Load N

Grid	
Max.AC input current(A)	63
Rated AC vlotage(V)	230
Rated AC frequency(Hz)	50/60
EPS	
Max.EPS input current(A)	17
Rated EPS vlotage(V)	230
Rated EPS frequency(Hz)	50/60
Load	
Rated output current(A), on gird mode	63
Rated output current(A), EPS mode	17
Rated grid voltage(V)	230
Rated grid frequency(Hz)	50/60
General Data	
Operating Temperature (°C)	-10~+50
Swith Time(s)	0.5
Dimension(mm)	300x220x170
Weight(kg)	3

Grid	
Max.AC input current(A)	3x63
Rated AC vlotage(V)	3/N/PE~400/230
Rated AC frequency(Hz)	50/60
EPS	
Max.EPS input current(A)	3x63
Rated EPS vlotage(V)	3/N/PE~400/230
Rated EPS frequency(Hz)	50/60
Load	
Rated output current(A),on gird mode	3x63
Rated output current(A),EPS mode	3x63
Rated grid voltage(V)	3/N/PE~400/230
Rated grid frequency(Hz)	50/60
General Data	
Operating Temperature (°C)	-20~+60
Swith Time(s)	0.5
Dimension(mm)	300x220x170
Weight(kg)	4.85

## Three-Phase EPS BOX X3 EPS BOX



Object	Description
1	Grid
2	EPS
3	Load