



Commercial Gateway

SE1000-CCG-G-S1



COMMUNICATION

All-in-one communication gateway

- Wireless connections including optional WiFi, Zigbee and GSM modules
- Environmental sensors support
- Power reduction interface
- Electricity meter reader
- Non-SolarEdge inverter data loggers
- Easy installation - DIN rail and wall mount



Commercial Gateway

SE1000-CCG-G-S1

POWER			
Power Supply - Wall Mount	Included, 100-240VAC, EU/UK/US/AU interchangeable, 2-pin plug		
Supply Voltage	9-14		Vdc
Connector Type	terminal block		
Power Consumption	<2		W
ANALOG SENSOR INPUT			
Number of Inputs	3		
	Range	Accuracy	Resolution
Input 1	0-30mV or 0-2V	+/- 1% f.s	10 bit
Input 2	0-2V or 0-10V		
Input 3	-20mA – 20mA		
COMMUNICATION INTERFACES			
Ethernet Interface	10/100-BaseT		
Wireless Connections	WiFi or ZigBee modules (*)		
GSM Module Interface	2G/3G GSM*		
Power Reduction Interface	4 control pins, 5V, GND		
RS485 Interface	2 ports; May be used for local connection		
SUPPORTED RS485 DEVICES (a)			
SolarEdge Devices	Yes		
Export Inverter Data	Yes		
Revenue meters	Yes		
Export Data to Non-SolarEdge Logger	Yes		
ENVIRONMENTAL			
Operating Temperatures	-20 to 60 / -4 to 140		°C / °F
Protection Rating	IP20 Indoor		
MECHANICAL			
Mounting Type	DIN Rail / Wall mount		
Dimensions (LxWxH)	165 X 90.5 X 53.5 / 6.5 X 3.56 X 2.11		mm / Inch
Weight	0.5 / 1.1		kg / lbs
STANDARD COMPLIANCE			
Safety	UL60950-1, IEC-60950-1		
EMC	FCC Part 15 class B, IEC61000-6-2, IEC61000-6-3		

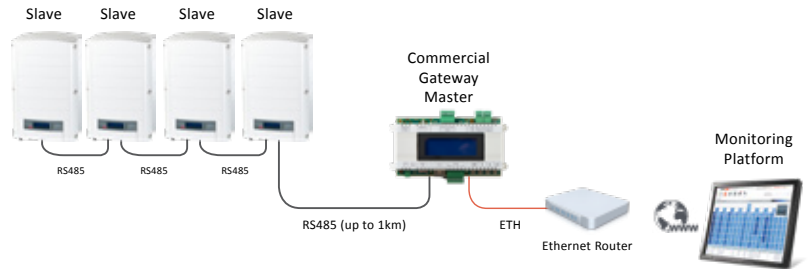
(a) for supported protocols and devices, see link <http://www.solaredge.com/files/pdfs/se-gateway-supported-devices.pdf>

(*) sold separately - see individual product specs for supported locations

CONNECTION SCENARIOS

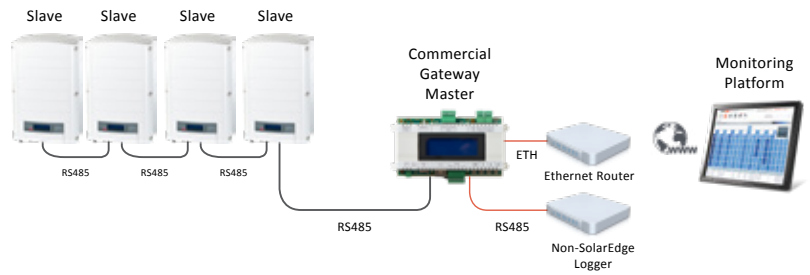
Example 1

Extend the Distance of Wired Connection



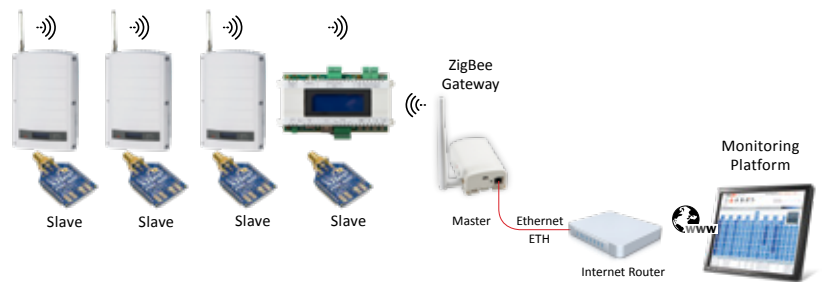
Example 2

Non-SolarEdge Logger & SolarEdge Monitoring Parallel Connection



Example 3

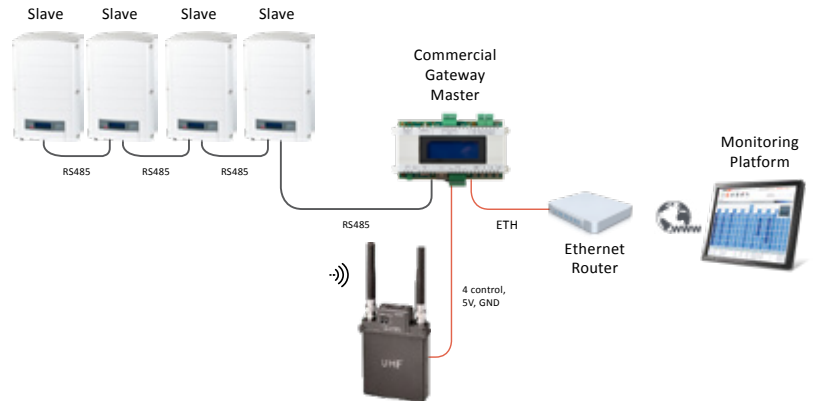
ZigBee Wireless Server Connection



CONNECTION SCENARIOS

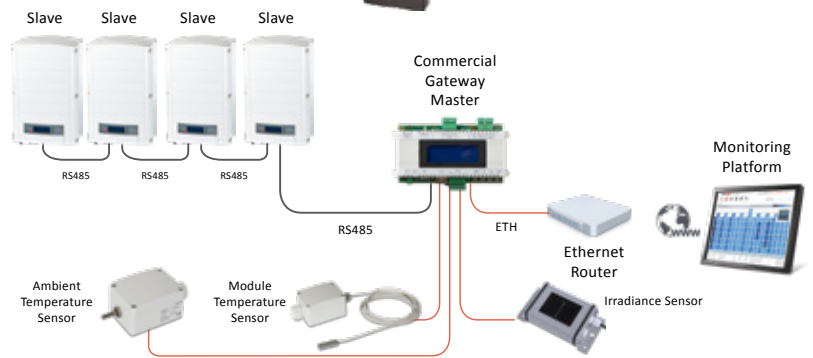
Example 4

Power Reduction Interface (PRI) Connection



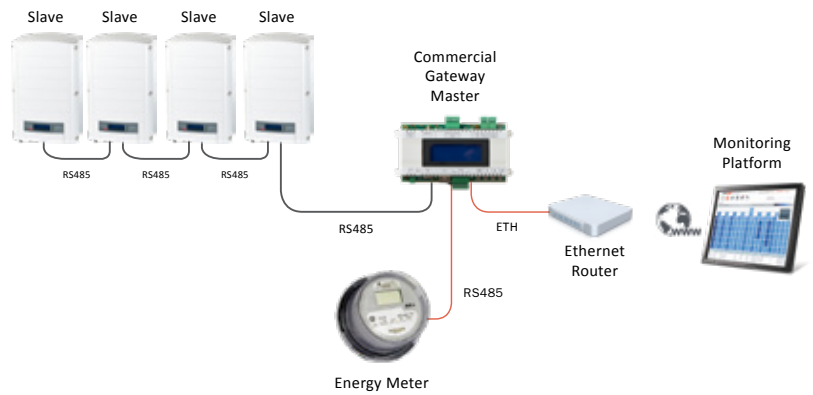
Example 5

Analog Sensors Connection



Example 6

Electricity Connection



Example 7

GSM Connectivity

